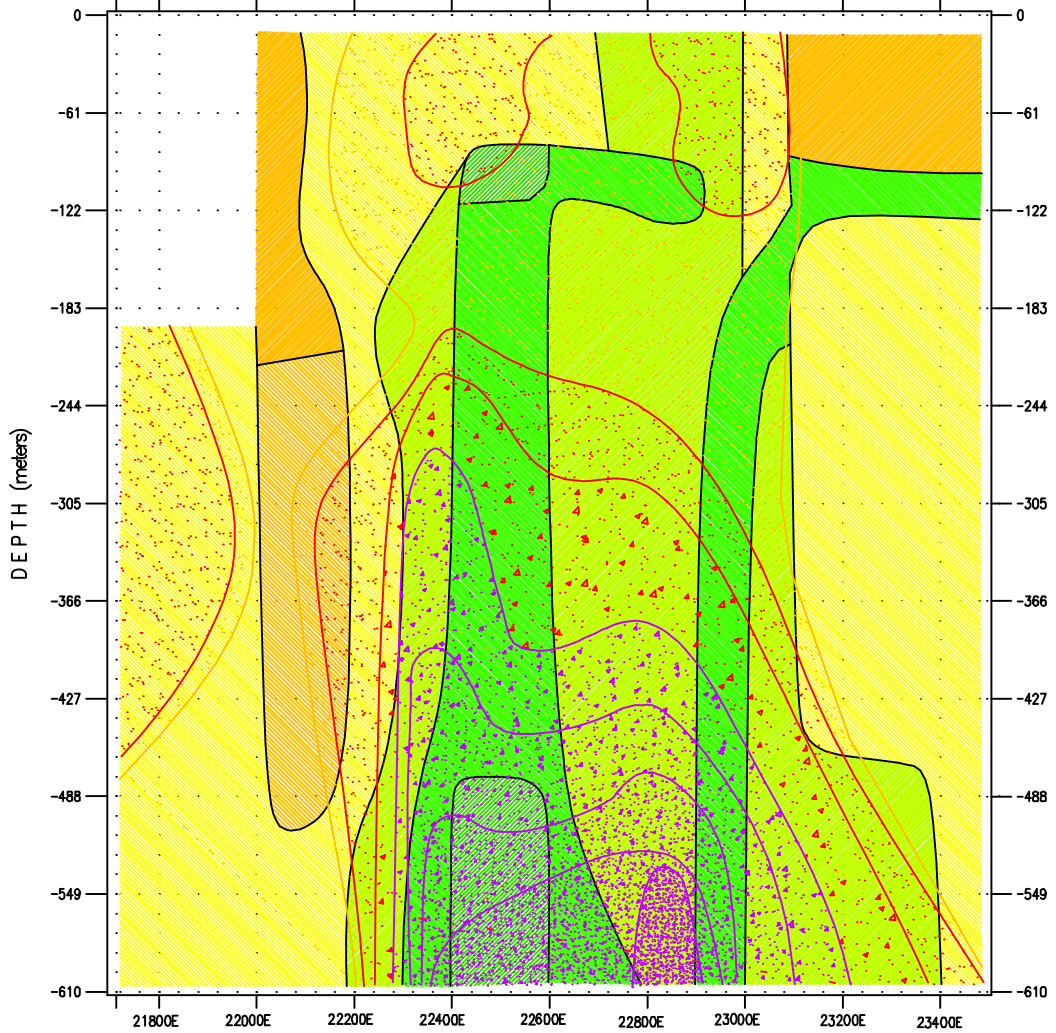
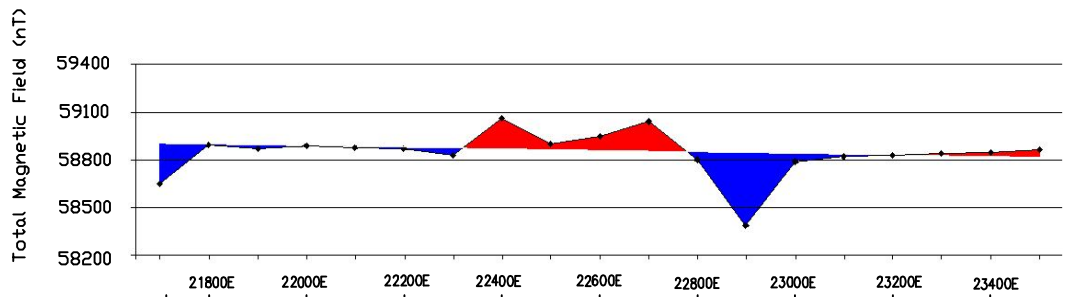


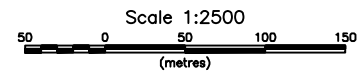
# INTEGRATED QUANTITATIVE SECTION LINE 380+00N



## Legend

- |                 |              |
|-----------------|--------------|
| 100-250 ohmm    | 5-10 mv/v    |
| 250-500 ohmm    | 10-15 mv/v   |
| 500-1000 ohmm   | 15-20 mv/v   |
| 1000-2500 ohmm  | 20-25 mv/v   |
| 2500-5000 ohmm  | 25-30 mv/v   |
| 5000-10000 ohmm | 30-35 mv/v   |
|                 | 35-37.5 mv/v |
|                 | 37.5-40 mv/v |

## LINE 380+00N



PROPHECY RESOURCES CORP LYNN LAKE PROPERTY LYNN LAKE, MANITOBA	
INTEGRATED QUANTITATIVE SECTION LINE 380+00N	
Interpreted by:	L. Kaplani Phd. G. Kalifa PGeo.
Date:	June 2010
Processed by: <b>MATRIX GEOTECHNOLOGIES</b> DWG. #: P227-QS-380+00N	